



Data sheet

Hydraulic data

Maximum operating pressure P_N	2 bar
Hydraulic type	Vortex impeller
Free ball passage of the hydraulics	10 mm
Max. immersion depth	7 m
Min. fluid temperature T_{min}	3 °C
Max. fluid temperature T_{max}	35 °C
Min. ambient temperature T_{min}	3 °C
Max. ambient temperature T_{max}	35 °C

Motor data

Mains connection	1~230 V, 50 Hz
Voltage tolerance	±10 %
Power factor $\cos \varphi_{100}$	0.97
Rated power P_2	0.3 kW
Power consumption $P_{1 \max}$	500 W
Rated current I_N	2.2 A
Starting current I	0 A
Activation type	Direct On Line (DOL)
Rated speed n	2900 1/min
Max. switching frequency t	50 1/h
Insulation class	B
Protection class	IP68
Operating mode (immersed)	S1
Operating mode (non-immersed)	S3-25%

Cable

Connection cable length L	10 m
Cable type	H07RN-F
Cable cross-section	3G1 mm ²
Mains plug	CEE 7/7 (Schuko)
Type of connection cable	Detachable

Equipment/function

Float switch	yes
Explosion protection type	-
Motor protection	Bimetal

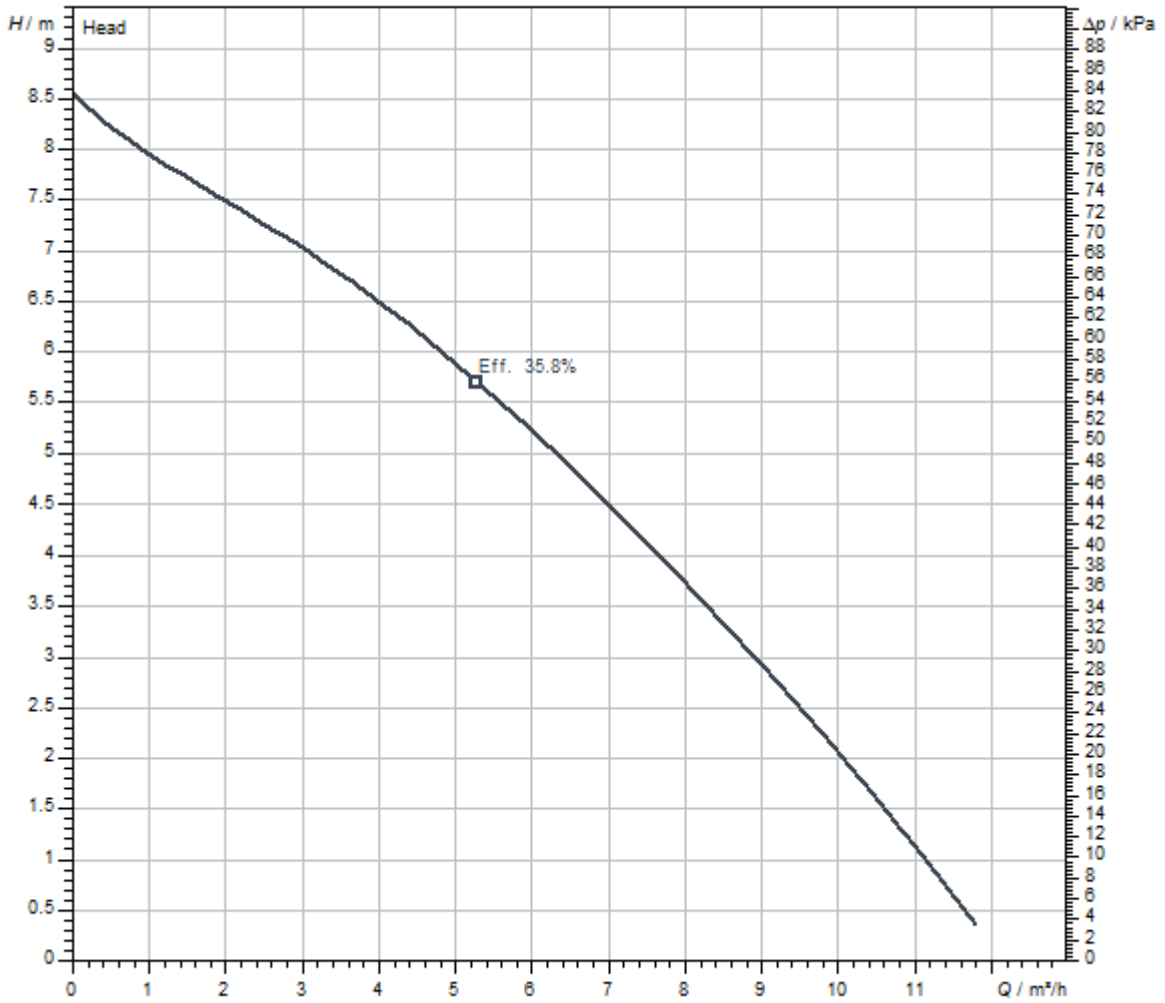
Materials

Pump housing	Stainless steel
Impeller	PLC
Sealing on pump side	BQ1PFF
Sealing on motor side	NBR
Gasket material	NBR
Motor housing	Stainless steel

Installation dimensions

Pipe connection on the discharge side DNd	Rp 1¼
---	-------

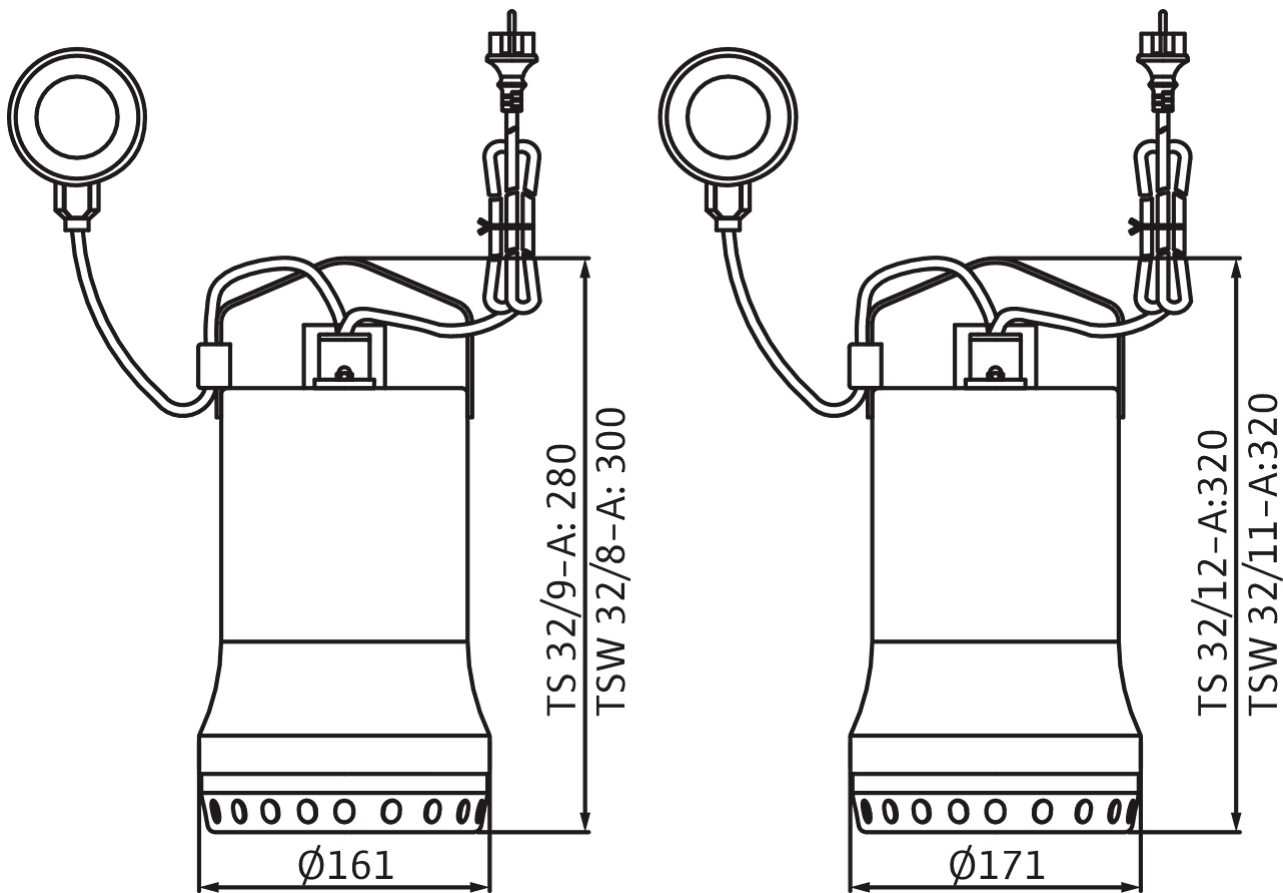
Pump curves



Fluid media	Water 100 %
Fluid temperature <i>T</i>	20.00 °C
speed at duty point <i>n hydr. @ OP</i>	2,900 1/min


Dimensions and dimensions drawings

Wilo-Drain TS/TSW 32



Ordering information

Product data

Brand	Wilo
Product description	Drain TS 32/9-A
Article number	6043943 
EAN number	4044966461686
Colour	Silver
Minimum order quantity	1
Date of sales availability	2010-01-01

Packaging

Packaging type	Cardboard box
Packaging property	Sales packaging
Pieces per pallet	1
Number per layer	1

Dimension, weight

Length with packaging	225 mm
Length <i>L</i>	161 mm
Height with packaging	410 mm
Height <i>H</i>	320 mm
Width with packaging	205 mm
Width <i>W</i>	161 mm
Gross weight, approx. <i>m</i>	8 kg
Net weight, approx. <i>m</i>	7 kg

Tender text

Design

Submersible pump for stationary and portable wet well installation. Pump with fitted float switch for fully automatic operation.

Application

For the pumping in domestic areas of:

- > Sewage not containing faeces
- > Wastewater (with small amounts of sand and gravel)

Construction

Sewage pump with open multi-channel impeller and vertical threaded connection. Pump housing with strainer made of stainless steel, impeller made of composite material. 1~ motor (jacket cooling) with integrated operating capacitor and self-switching thermal motor monitoring. Stainless steel motor housing. Oil-filled sealing chamber with double sealing: a rotary shaft seal is installed on the motor side, a mechanical seal on the pump side. Connection cable with float switch and fitted plug (CEE 7/7).

Scope of delivery

- > Pump
- > Swing check valve, pre-assembled
- > Hose connection, enclosed
- > Installation and operating instructions

Operating Data

Product data

Hydraulic type	Vortex impeller
Free ball passage of the hydraulics	10 mm
Maximum operating pressure PN	2 bar
Max. immersion depth	7 m
Fluid temperature T	3 °C
Max. fluid temperature, for short periods up to 3 min. T	90 °C

Motor data

Mains connection	1~230 V, 50 Hz
Voltage tolerance	±10 %
Power factor $\cos \varphi_{100}$	0.97
Rated power P_2	0.3 kW
Power consumption $P_{1 \max}$	0.50 kW
Rated current I_N	2.2 A
Activation type	Direct On Line (DOL)
Rated speed n	2900 1/min
Max. switching frequency t	50 1/h
Insulation class	B
Protection class	IP68
Operating mode (immersed)	S1
Operating mode (non-immersed)	S3-25%

Cable

Connection cable length L	10 m
Cable type	H07RN-F
Cable cross-section	3G1 mm ²
Mains plug	CEE 7/7 (Schuko)
Type of connection cable	Detachable

Equipment/function

Float switch	yes
Explosion protection type	-
Motor protection	Bimetall


Materials

Pump housing	Stainless steel
Impeller	PLC
Shaft	Stainless steel
Sealing on pump side	BQ1PFF
Sealing on motor side	NBR
Gasket material	NBR
Motor housing	Stainless steel

Installation dimensions

Pipe connection on the suction side <i>DNs</i>	-
Pipe connection on the discharge side <i>DNd</i>	Rp 1¼

Ordering information

Brand	Wilo
Product description	Drain TS 32/9-A
Net weight, approx. <i>m</i>	7 kg
Article number	6043943 

Installation type

Mains-independent alarm signal

Alarm signal for detection of flooding in rooms and buildings. The alarm signal is acoustic, optical or wireless. In addition, other consumers can be controlled directly.

AlarmControl

AlarmControl 1	2522846
AlarmControl 2	2522847

Small alarm switchgear

Small alarm switchgear KAS	501534094
----------------------------	-----------

Stationary wet well installation

The pumps are immersed in the fluid. Connection to the discharge pipe is normally by a suspension unit. For maintenance purposes, the pumps can be removed from the top of the chamber. There is no need to loosen any screws or drain the water.

For a correct operation of the pumps, it is necessary to know the switching volume. The switching volume is calculated as the difference between the ON and OFF switching points. The OFF-switch point will define by the operating mode for submerged and non-submerged operation of the motor.

Shut-off device kit

Gate valve G1¼, CW617N KIT	2528652
----------------------------	---------

Non-return valve

Non-return valve Rp 1¼	501533696
------------------------	-----------

Mechanical accessories

Fittings

Non-return valve

Non-return valve Rp 1½	501533696
------------------------	-----------

Shut-off device kit

Gate valve G1¼, CW617N KIT	2528652
----------------------------	---------

Gate valve G1½, CW617N KIT	6096494
----------------------------	---------

Electrical accessories

Pump control

Switchgear Wilo-Control MS-Lift

MS-L-1x4kW-DOL	2539741
MS-L-2x4kW-DOL	2539745

Pump control/accessories

Battery 9V,200mA

NiMh rechargeable battery, 9 V/200 mAh	2522850
--	---------

Alarm signal

AlarmControl

AlarmControl 1	2522846
AlarmControl 2	2522847

DrainAlarm

DrainAlarm	2545133
DrainAlarm FIRST	2550526

Flash light

Mounted Flash light 1~230 VAC	2510429
Flash light 24 VDC	2551612
Flash light 1~230 VAC	2551613

Signal horn

Signal horn 12-24 VDC	2017208
Signal horn 1~230 V	501459398

Small alarm switchgear

Small alarm switchgear KAS	501534094
----------------------------	-----------

Level control

Float switch WA

Float switch WA65 with 5 m cable	503211390
Float switch WA65 with 10 m cable	503211893
Float switch WA65 with 20 m cable	2004431
Float switch WA65 with 30 m cable	2004432

Float switch WA KR1 S with 5 m cable	6082806
Float switch WA KR1 S with 10 m cable	6082807

Float switch WAO

Float switch WAO 65, 5 m cable	503211595
Float switch WAO 65, 10 m cable	2006027
Float switch WAO 65, 20 m cable	2004429
Float switch WAO 65, 30 m cable	2004430

Services

With Wilo as your partner, you can not only be sure of choosing high-quality product solutions, but also of benefiting from a comprehensive, worry-free package of well thought-out services. We collaborate to develop a service concept tailored to your individual needs; with our expertise and personal consultancy, we make sure that the operation of your systems is as energy-efficient, reliable and economical as possible. All the while our competent Wilo service technicians are ready to assist you with fast, reliable and on-time support.

Recommended services

Commissioning Drainage pumps	2219491
Wilo-Live Assistant Service	2216415
Maintenance BASIC Drainage pumps	2219540
Maintenance COMFORT Drainage pumps	2219514
Maintenance PREMIUM Drainage pumps	2219567

More suitable services

Extended Warranty Drainage pumps	2219465
Supervision Drainage pumps	2219348
Installation Drainage pumps	2219383
System Optimisation Drainage pumps	2219278
Energy Solutions Drainage pumps	2219313
Repair Drainage pumps	2219632