

Qty. Description

1 TPE 80-180/2 A-F-A-BQQE



Note! Product picture may differ from actual product

Product No.: [99113947](#)

Single-stage, close-coupled, volute pump with in-line suction and discharge ports of identical diameter. The pump is of the top-pull-out design, i.e. the power head (motor, pump head and impeller) can be removed for maintenance or service while the pump housing remains in the pipework.

TPE 80-180/2 A-F-A-BQQE The pump is fitted with an unbalanced rubber bellows seal. TPE 80-180/2 A-F-A-BQQE The shaft seal is according to EN 12756. Pipework connection is via PN 16 DIN flanges (EN 1092-2 and ISO 7005-2).

Pipework connection is via PN 16 DIN flanges (EN 1092-2 and ISO 7005-2).

The pump is fitted with a fan-cooled, permanent-magnet synchronous motor. The motor efficiency is classified as IE5 in accordance with IEC 60034-30-2.

The motor includes a frequency converter and PI controller in the motor terminal box. This enables continuously variable control of the motor speed, which again enables adaptation of the performance to a given requirement.

Further product details

A control panel enables setting of required setpoint as well as setting of pump to "Min." or "Max." operation or to "Stop". The control panel has indicator lights for "Operation" and "Fault".

Communication with the pump is possible by means of the Grundfos GO Remote (accessory). The remote control enables further settings as well as reading out of a number of parameters such as "Actual value", "Speed", "Power input" and total "Power consumption".

An operating panel on the motor terminal box enables setting of required setpoint as well as setting of pump to "Min." or "Max." operation or to "Stop". The Grundfos Eye indicator on the operating panel provides visual indication of pump status:

- "Power on": Motor is running (rotating green indicator lights) or not running (permanently green indicator lights)
- "Warning": Motor is still running (rotating yellow indicator lights) or has stopped (permanently yellow indicator lights)
- "Alarm": Motor has stopped (flashing red indicator lights).

Communication with the pump is possible by means of Grundfos GO Remote (accessory). The remote control enables further settings as well as reading out of a number of parameters such as "Actual value", "Speed", "Power input" and total "Power consumption".

Pump

Pump housing and pump head are electrocoated to improve the corrosion resistance.

Electrocoating includes:

- 1) Alkaline-based cleaning.
- 2) Pretreatment with zinc phosphate coating.
- 3) Cathodic electrocoating (epoxy).
- 4) Curing of paint film at 200-250 °C.



- 1: Pump housing
- 2: Impeller
- 3: Stub shaft
- 4: Pump head/motor stool
- 5: Wear rings

The pump housing is provided with a replaceable brass neck ring to reduce the amount of liquid running from the outlet side of the impeller to the inlet side. The impeller is secured to the shaft with a nut.

The pump is fitted with an unbalanced rubber bellows seal with torque transmission across the spring and around the bellows. Due to the bellows, the seal does not wear the shaft, and the axial movement is not prevented by deposits on the shaft.

Primary seal:

- Rotating seal ring material: silicon carbide (SiC)
- Stationary seat material: silicon carbide (SiC)

This material pairing is used where higher corrosion resistance is required. The high hardness of this material pairing offers good resistance against abrasive particles.

Secondary seal material: EPDM (ethylene-propylene rubber)

EPDM has excellent resistance to hot water. EPDM is not suitable for mineral oils.

A circulation of liquid through the duct of the air vent screw ensures lubrication and cooling of the shaft seal. The flanges have tappings for mounting of pressure gauges.

The motor stool forms connection between the pump housing and the motor, and is equipped with a manual air vent screw for venting of the pump housing and the shaft seal chamber. The sealing between motor stool and pump housing is an O-ring.

The central part of the motor stool is provided with guards for protection against the shaft and coupling. The pump shaft is fastened directly on the motor shaft with key and set screws.

Motor

The motor is a totally enclosed, fan-cooled motor with principal dimensions to IEC and DIN standards. Electrical tolerances comply with IEC 60034.

The motor is flange-mounted with free-hole flange (FF).

Motor-mounting designation in accordance with IEC 60034-7: IM B 5, IM V 1 (Code I) / IM 3001, IM 3011 (Code II).

The motor efficiency is classified as IE5 in accordance with IEC 60034-30-2.

The motor requires no external motor protection. The motor control unit incorporates protection against slow- and quick-rising temperatures, e.g. constant overload and stalled conditions.

TPE 80-180/2 A-F-A-BQQE The terminal box holds terminals for these connections:

- one dedicated digital input
- two analog inputs, 0(4)-20 mA, 0-5 V, 0-10 V, 0.5 - 3.5 V
- 5 V voltage supply to potentiometer and sensor
- one configurable digital input or open-collector output
- Grundfos Digital Sensor input and output

Qty. Description

- 24 V voltage supply for sensors
- two signal-relay outputs (potential-free contacts)
- GENIbus connection
- interface for Grundfos CIM fieldbus module.

TPE 80-180/2 A-F-A-BQQE The terminal box holds terminals for these connections:

- one dedicated digital input
- two analog inputs, 0(4)-20 mA, 0-5 V, 0-10 V, 0.5 - 3.5 V
- 5 V voltage supply to potentiometer and sensor
- one configurable digital input or open-collector output
- Grundfos Digital Sensor input and output
- 24 V voltage supply for sensors
- two signal relay outputs (potential-free contacts)
- the two power heads communicate via wireless GENIair or wired GENI connection
- interface for Grundfos CIM fieldbus module.

Technical data

Controls:

Frequency converter: Built-in

Liquid:

Pumped liquid: Water
 Liquid temperature range: -25 .. 120 °C
 Selected liquid temperature: 20 °C
 Density at selected liquid temperature: 998.2 kg/m³

Technical:

Pump speed on which pump data are based: 2910 rpm
 Rated flow: 57.8 m³/h
 Rated head: 13.7 m
 Actual impeller diameter: 115 mm
 Primary shaft seal: BQQE
 Curve tolerance: ISO9906:2012 3B

Materials:

Pump housing: Cast iron
 EN-JL1040
 ASTM A48-40 B
 Impeller: Cast iron
 EN-JL1030
 ASTM A48-30 B

Installation:

Range of ambient temperature: -20 .. 50 °C
 Maximum operating pressure: 16 bar
 Flange standard: DIN
 Pipe connection: DN 80
 Pressure rating: PN 16
 Port-to-port length: 360 mm
 Flange size for motor: FF215

Electrical data:

Motor type: 100LA
 IE Efficiency class: IE5
 Rated power - P2: 3 kW
 Mains frequency: 50 Hz
 Rated voltage: 3 x 380-500 V
 Rated current: 5.80-4.80 A



Company name:

Created by:

Phone:

Date:

20/08/2019

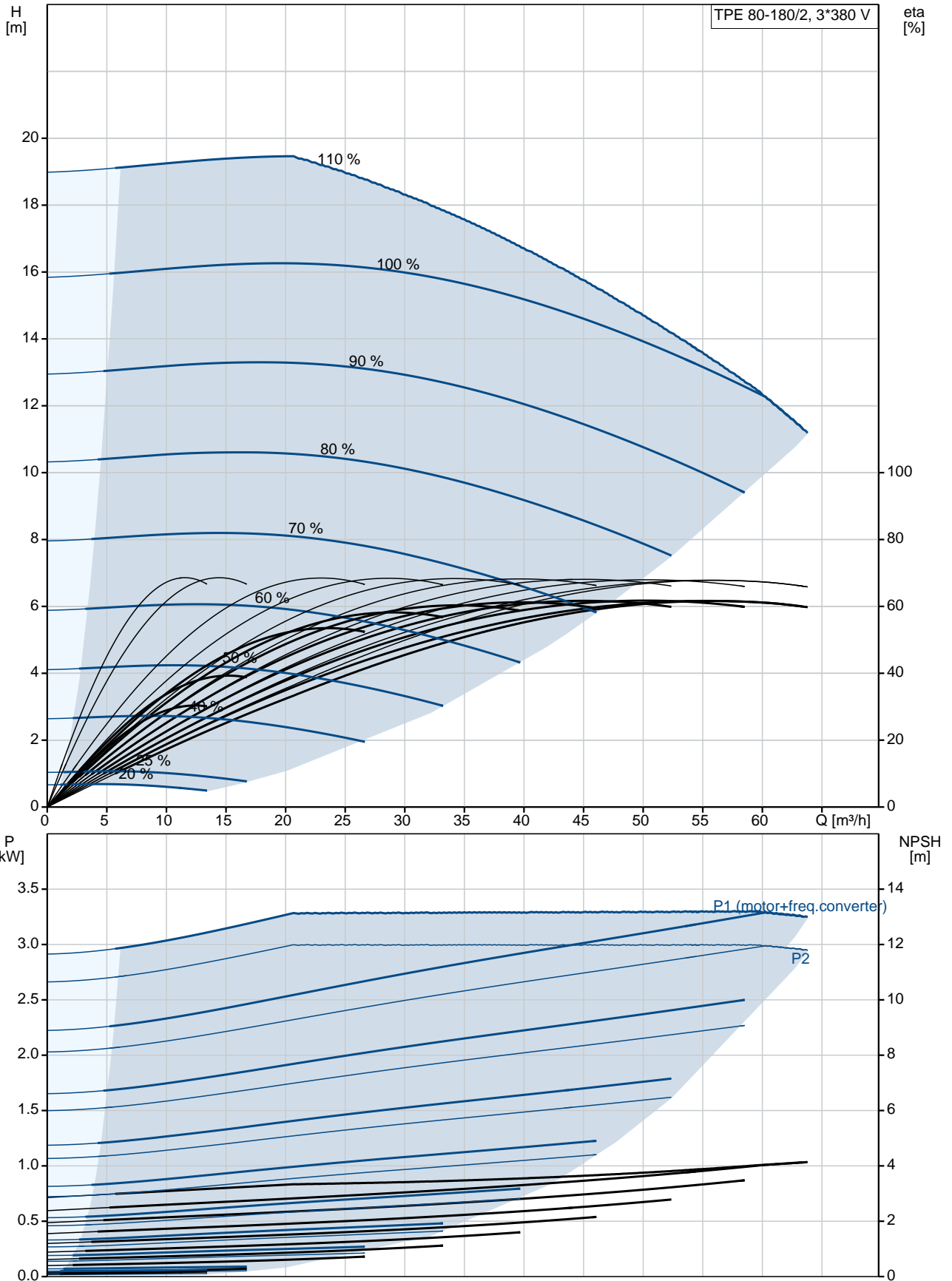
Qty. Description

Cos phi - power factor: 0.91-0.86
Rated speed: 360-4000 rpm
Efficiency: 90.7%
Motor efficiency at full load: 90.7 %
Enclosure class (IEC 34-5): IP55
Insulation class (IEC 85): F
Motor No: 98971186

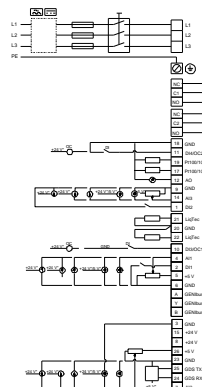
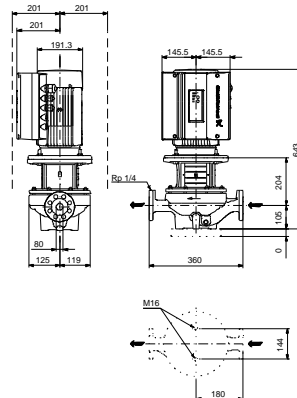
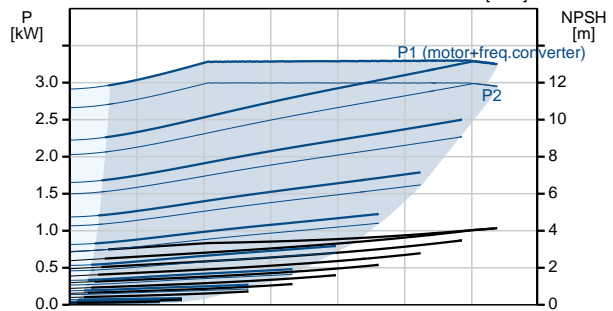
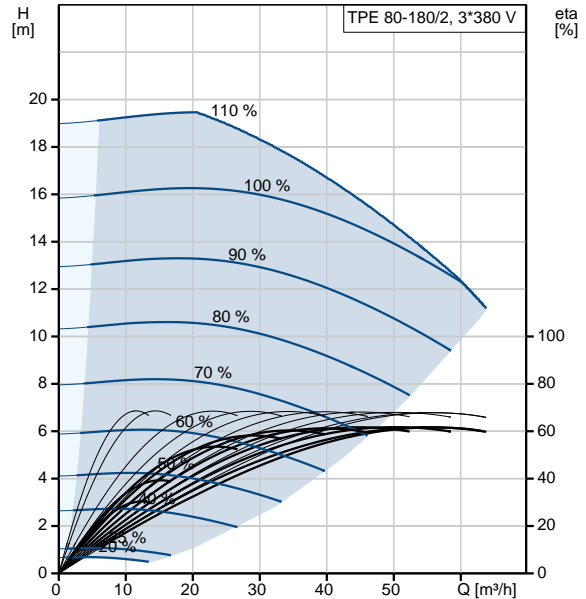
Others:

Minimum efficiency index, MEI $\hat{\%}$: 0.69
ErP status: EuP Standalone/Prod.
Net weight: 67 kg
Gross weight: 86 kg
Shipping volume: 0.178 m³
Danish VVS No.: 382065180
Norwegian NRF no.: 9043665

99113947 TPE 80-180/2 A-F-A-BQQE 50 Hz



| Description | Value |
|--|---|
| General information: | |
| Product name: | TPE 80-180/2 A-F-A-BQQE |
| Product No: | 99113947 |
| EAN number: | 5712607020255 5712607020255 |
| Technical: | |
| Pump speed on which pump data are based: | 2910 rpm |
| Rated flow: | 57.8 m ³ /h |
| Rated head: | 13.7 m |
| Head max: | 180 dm |
| Actual impeller diameter: | 115 mm |
| Primary shaft seal: | BQQE |
| Curve tolerance: | ISO9906:2012 3B |
| Pump version: | A |
| Model: | A |
| Materials: | |
| Pump housing: | Cast iron EN-JL1040 ASTM A48-40 B |
| Impeller: | Cast iron EN-JL1030 ASTM A48-30 B |
| Material code: | A |
| Installation: | |
| Range of ambient temperature: | -20 .. 50 °C |
| Maximum operating pressure: | 16 bar |
| Flange standard: | DIN |
| Pipe connection: | DN 80 |
| Pressure rating: | PN 16 |
| Port-to-port length: | 360 mm |
| Flange size for motor: | FF215 |
| Connect code: | F |
| Liquid: | |
| Pumped liquid: | Water |
| Liquid temperature range: | -25 .. 120 °C |
| Selected liquid temperature: | 20 °C |
| Density at selected liquid temperature: | 998.2 kg/m ³ |
| Electrical data: | |
| Motor type: | 100LA |
| IE Efficiency class: | IE5 |
| Rated power - P2: | 3 kW |
| Mains frequency: | 50 Hz |
| Rated voltage: | 3 x 380-500 V |
| Rated current: | 5.80-4.80 A |
| Cos phi - power factor: | 0.91-0.86 |
| Rated speed: | 360-4000 rpm |
| Efficiency: | 90.7% |
| Motor efficiency at full load: | 90.7 % |
| Enclosure class (IEC 34-5): | IP55 |
| Insulation class (IEC 85): | F |
| Motor protec: | YES |
| Motor No: | 98971186 |
| Controls: | |
| Control panel: | HMI200 - Standard |
| Function Module: | FM300 - Advanced |
| Frequency converter: | Built-in |
| Others: | |





Company name:

Created by:

Phone:

Date: 20/08/2019

| Description | Value |
|------------------------------------|----------------------|
| Minimum efficiency index, MEI â%¥: | 0.69 |
| ErP status: | EuP Standalone/Prod. |
| Net weight: | 67 kg |
| Gross weight: | 86 kg |
| Shipping volume: | 0.178 m ³ |
| Config. file no: | 99100549 |
| Danish VVS No.: | 382065180 |
| Norwegian NRF no.: | 9043665 |

99113947 TPE 80-180/2 A-F-A-BQQE 50 Hz

