
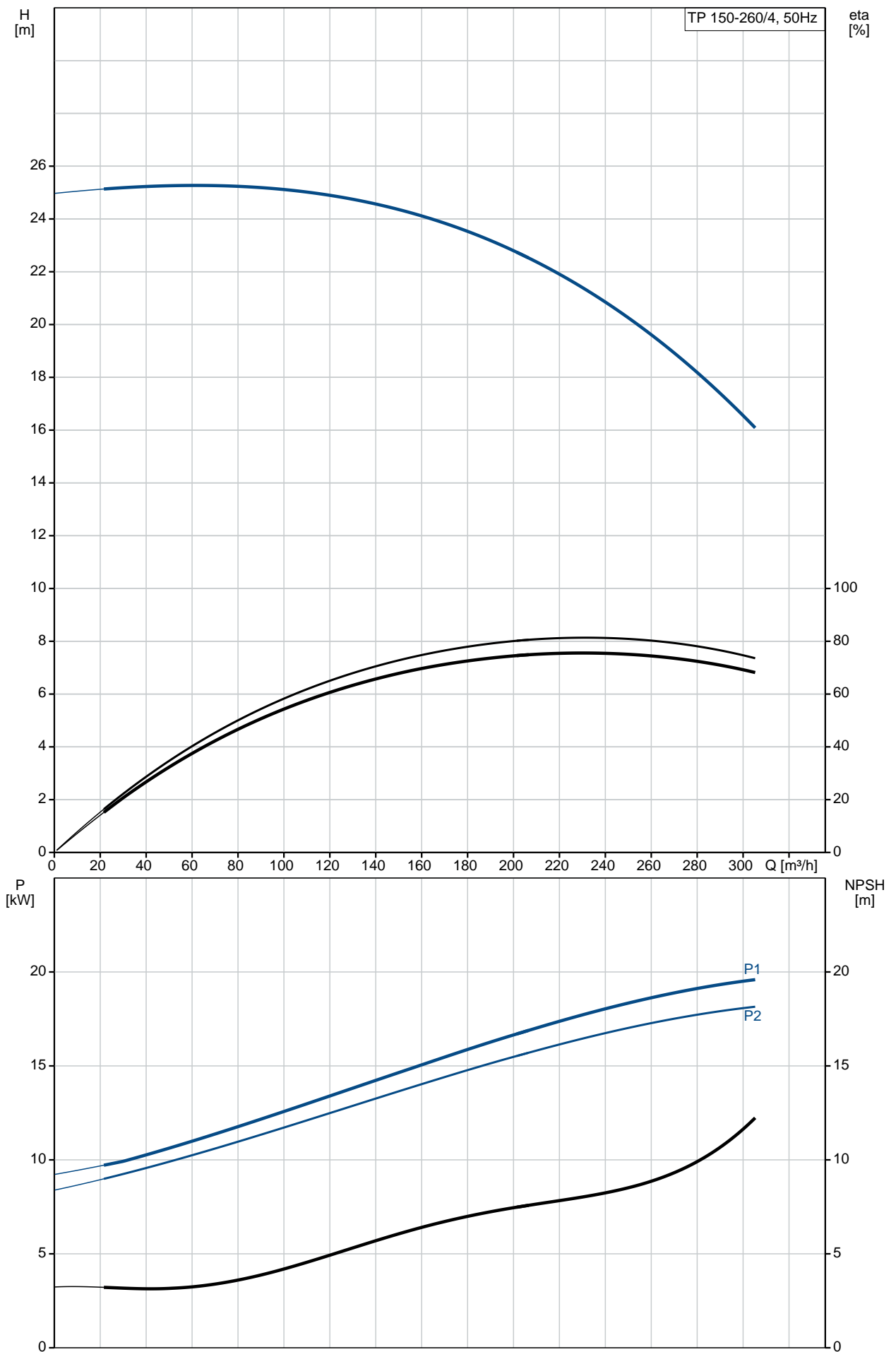


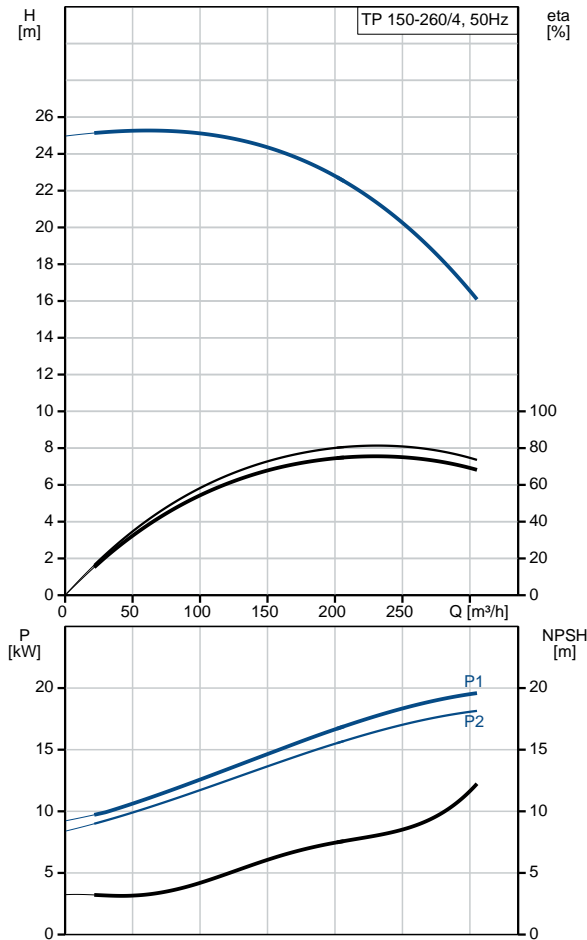
Position	Qty.	Description
	1	<p><b>TP 150-260/4 A-F-A-BQQE</b></p>  <p>Product No.: <a href="#">96306153</a></p> <p>Single-stage, close-coupled, volute pump with in-line suction and discharge ports of identical diameter. The pump is of the top-pull-out design, i.e. the power head (motor, pump head and impeller) can be removed for maintenance or service while the pump housing remains in the pipework.</p> <p>The pump is fitted with an unbalanced rubber bellows seal. The shaft seal is according to EN 12756. Pipework connection is via PN 16 DIN flanges (EN 1092-2 and ISO 7005-2).</p> <p>The pump is fitted with a fan-cooled asynchronous motor.</p> <p><b>Liquid:</b>  Pumped liquid: Water  Liquid temperature range: -25 .. 120 °C  Liquid temperature during operation: 20 °C  Density: 998.2 kg/m<sup>3</sup></p> <p><b>Technical:</b>  Speed for pump data: 1465 rpm  Rated flow: 232 m<sup>3</sup>/h  Rated head: 21.5 m  Actual impeller diameter: 275 mm  Primary shaft seal: BQQE  Curve tolerance: ISO9906:2012 3B</p> <p><b>Materials:</b>  Pump housing: Cast iron  EN-JL1040  ASTM A48-40 B  Impeller: Cast iron  EN-JL1030  ASTM A48-30 B</p> <p><b>Installation:</b>  Range of ambient temperature: -20 .. 55 °C  Maximum operating pressure: 16 bar  Flange standard: DIN  Pipe connection: DN 150  Pump inlet: DN 150  Pump outlet: DN 150  Pressure stage: PN 16  Port-to-port length: 800 mm  Flange size for motor: FF300</p> <p><b>Electrical data:</b>  Motor type: SIEMENS  IE Efficiency class: IE3  Rated power - P2: 18.5 kW  Power (P2) required by pump: 18.5 kW  Mains frequency: 50 Hz  Rated voltage: 3 x 380-420D/660-725Y V  Rated current: 37,0-33,5/21,6-19,6 A  Starting current: 690-690 %  Cos phi - power factor: 0,82  Rated speed: 1470 rpm</p>

Position	Qty.	Description
		Efficiency: IE3 92,6% Motor efficiency at full load: 92.6-92.6 % Motor efficiency at 3/4 load: 93.2-93.2 % Motor efficiency at 1/2 load: 93.2-93.2 % Number of poles: 4 Enclosure class (IEC 34-5): 55 Dust/Jetting Insulation class (IEC 85): F  <b>Others:</b> Minimum efficiency index, MEI : 0.70 ErP status: EuP Standalone/Prod. Net weight: 386 kg Gross weight: 424 kg Shipping volume: 2.29 m <sup>3</sup> Danish: VVS NO 38 1718.260

# 96306153 TP 150-260/4 50 Hz

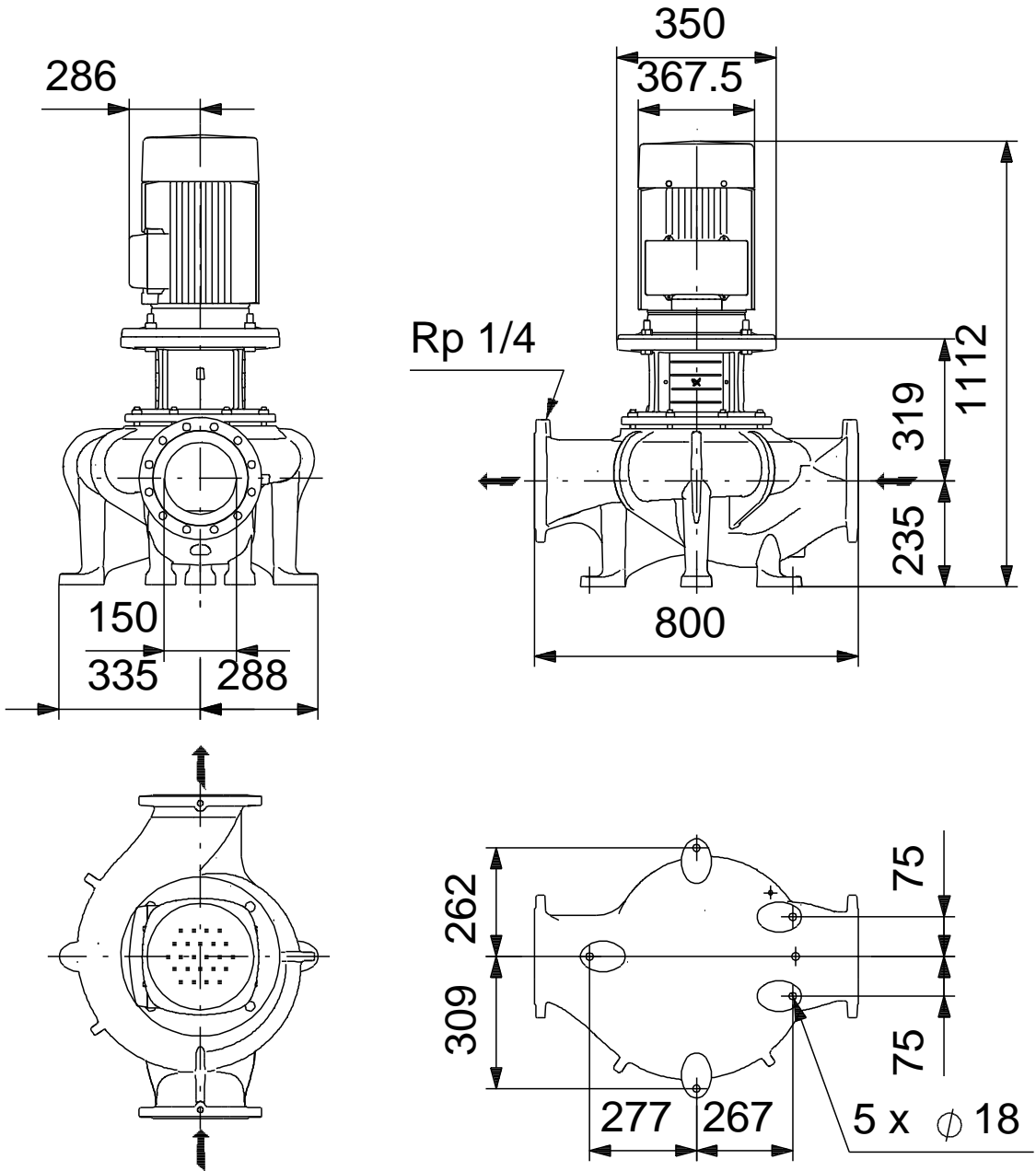


Description	Value
<b>General information:</b>	
Product name:	TP 150-260/4 A-F-A-BQQE
Product No:	96306153
EAN number:	5700835125941
<b>Technical:</b>	
Speed for pump data:	1465 rpm
Rated flow:	232 m <sup>3</sup> /h
Rated head:	21.5 m
Head max:	260 dm
Actual impeller diameter:	275 mm
Primary shaft seal:	BQQE
Curve tolerance:	ISO9906:2012 3B
Pump version:	A
Model:	A
<b>Materials:</b>	
Pump housing:	Cast iron EN-JL1040 ASTM A48-40 B
Impeller:	Cast iron EN-JL1030 ASTM A48-30 B
Material code:	A
<b>Installation:</b>	
Range of ambient temperature:	-20 .. 55 °C
Maximum operating pressure:	16 bar
Flange standard:	DIN
Connect code:	F
Pipe connection:	DN 150
Pump inlet:	DN 150
Pump outlet:	DN 150
Pressure stage:	PN 16
Port-to-port length:	800 mm
Flange size for motor:	FF300
<b>Liquid:</b>	
Pumped liquid:	Water
Liquid temperature range:	-25 .. 120 °C
Liquid temperature during operation:	20 °C
Density:	998.2 kg/m <sup>3</sup>
<b>Electrical data:</b>	
Motor type:	SIEMENS
IE Efficiency class:	IE3
Rated power - P2:	18.5 kW
Power (P2) required by pump:	18.5 kW
Mains frequency:	50 Hz
Rated voltage:	3 x 380-420D/660-725Y V
Rated current:	37,0-33,5/21,6-19,6 A
Starting current:	690-690 %
Cos phi - power factor:	0,82
Rated speed:	1470 rpm
Efficiency:	IE3 92,6%
Motor efficiency at full load:	92.6-92.6 %
Motor efficiency at 3/4 load:	93.2-93.2 %
Motor efficiency at 1/2 load:	93.2-93.2 %
Number of poles:	4
Enclosure class (IEC 34-5):	55 Dust/Jetting
Insulation class (IEC 85):	F
Motor protec:	PTC
Motor No:	99032117



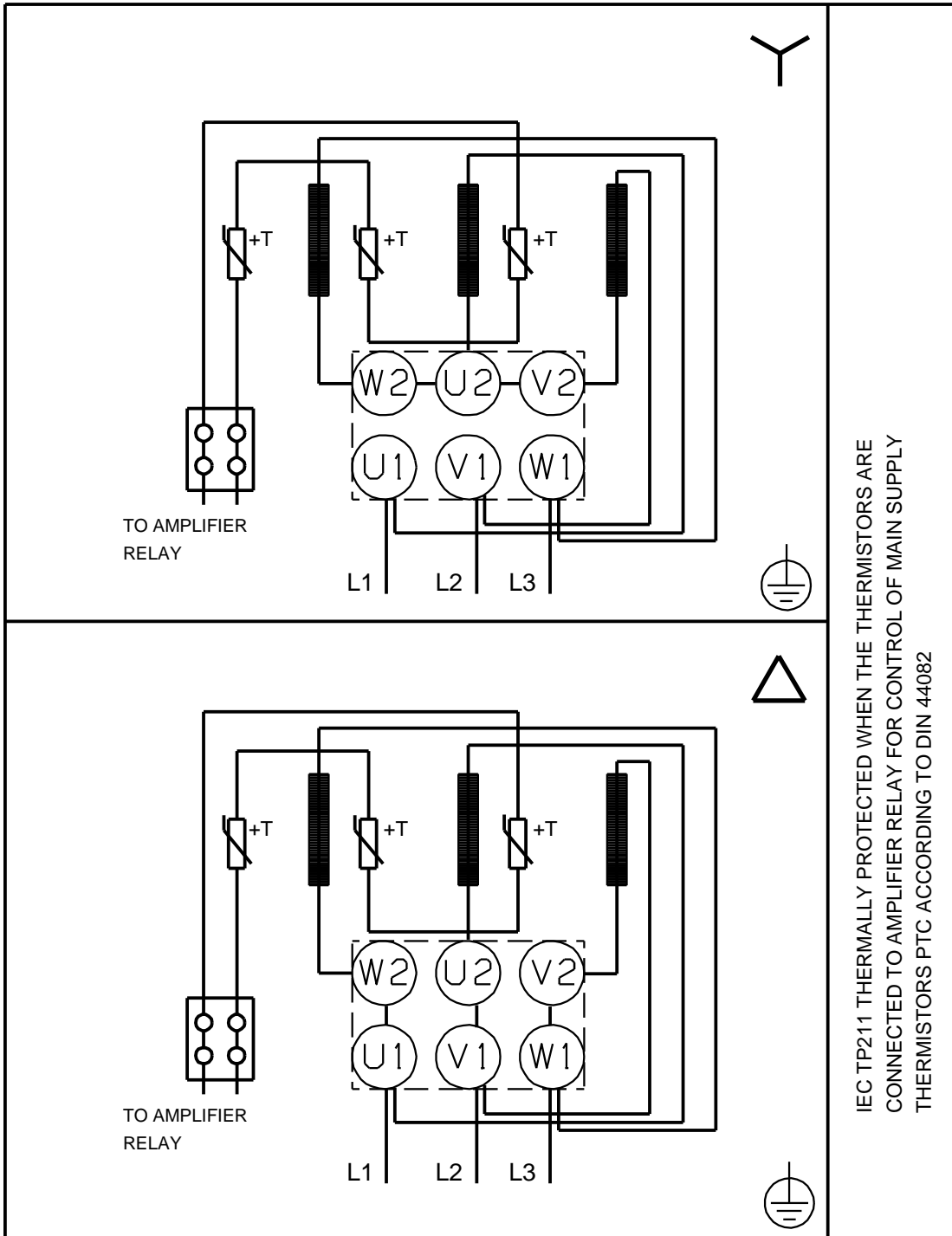
Description	Value
<b>Others:</b>	
Minimum efficiency index, MEI :	0.70
ErP status:	EuP Standalone/Prod.
Net weight:	386 kg
Gross weight:	424 kg
Shipping volume:	2.29 m <sup>3</sup>
Danish:	VVS NO 38 1718.260

**96306153 TP 150-260/4 50 Hz**



Note! All units are in [mm] unless others are stated.  
 Disclaimer: This simplified dimensional drawing does not show all details.

# 96306153 TP 150-260/4 50 Hz



Note! All units are in [mm] unless others are stated.