

Qty. Description

1 TPE 100-370/4 A-F-A-BQQE



Note! Product picture may differ from actual product

Product No.: [96110405](#)

Single-stage, close-coupled, volute pump with in-line suction and discharge ports of identical diameter. The pump is of the top-pull-out design, i.e. the power head (motor, pump head and impeller) can be removed for maintenance or service while the pump housing remains in the pipework.

TPE 100-370/4 A-F-A-BQQE The pump is fitted with an unbalanced rubber bellows seal. TPE 100-370/4 A-F-A-BQQE The shaft seal is according to EN 12756. Pipework connection is via PN 16 DIN flanges (EN 1092-2 and ISO 7005-2).

Pipework connection is via PN 16 DIN flanges (EN 1092-2 and ISO 7005-2).

The pump is fitted with a fan-cooled asynchronous motor.

The motor includes a frequency converter and PI controller in the motor terminal box. This enables continuously variable control of the motor speed, which again enables adaptation of the performance to a given requirement.

Further product details

The pump is suitable for applications where the pressure, temperature, flow rate or another parameter is to be controlled on basis of signals from a sensor at some point in the system.

A control panel enables setting of required setpoint as well as setting of pump to "Min." or "Max." operation or to "Stop". The control panel has indicator lights for "Operation" and "Fault".

Communication with the pump is possible by means of the Grundfos GO Remote (accessory). The remote control enables further settings as well as reading out of a number of parameters such as "Actual value", "Speed", "Power input" and total "Power consumption".

Pump

Pump housing and pump head are electrocoated to improve the corrosion resistance.

Electrocoating includes:

- 1) Alkaline-based cleaning.
- 2) Pretreatment with zinc phosphate coating.
- 3) Cathodic electrocoating (epoxy).
- 4) Curing of paint film at 200-250 °C.



- 1: Pump housing
- 2: Impeller
- 3: Stub shaft
- 4: Pump head/motor stool
- 5: Wear rings

The pump housing is provided with a replaceable brass neck ring to reduce the amount of liquid running from the outlet side of the impeller to the inlet side. The impeller is secured to the shaft with a nut.

The pump is fitted with an unbalanced rubber bellows seal with torque transmission across the spring and around the bellows. Due to the bellows, the seal does not wear the shaft, and the axial movement is not prevented by deposits on the shaft.

Primary seal:

- Rotating seal ring material: silicon carbide (SiC)
- Stationary seat material: silicon carbide (SiC)

This material pairing is used where higher corrosion resistance is required. The high hardness of this material pairing offers good resistance against abrasive particles.

Secondary seal material: EPDM (ethylene-propylene rubber)

EPDM has excellent resistance to hot water. EPDM is not suitable for mineral oils.

A circulation of liquid through the duct of the air vent screw ensures lubrication and cooling of the shaft seal. The flanges have tappings for mounting of pressure gauges.

The motor stool forms connection between the pump housing and the motor, and is equipped with a manual air vent screw for venting of the pump housing and the shaft seal chamber. The sealing between motor stool and pump housing is an O-ring.

The central part of the motor stool is provided with guards for protection against the shaft and coupling. The pump shaft is fastened directly on the motor shaft with key and set screws.

Motor

The motor is a totally enclosed, fan-cooled motor with principal dimensions to IEC and DIN standards. Electrical tolerances comply with IEC 60034.

The motor is flange-mounted with free-hole flange (FF).

Motor-mounting designation in accordance with IEC 60034-7: IM B 5, IM V 1 (Code I) / IM 3001, IM 3011 (Code II).

The motor efficiency is classified as IE2 in accordance with IEC 60034-30.

The motor requires no external motor protection. The motor control unit incorporates protection against slow- and quick-rising temperatures, e.g. constant overload and stalled conditions.

TPE 100-370/4 A-F-A-BQQE The terminal box holds terminals for these connections:

- pump start/stop input (potential-free contact)
- remote setpoint setting via analog signal, 0-10 V, 0(4)-20 mA
- 10 V voltage supply for setpoint potentiometer, I_{max} = 5 mA
- one analog sensor input, 0-10 V, 0(4)-20 mA
- 24 V voltage supply for sensor, I_{max} = 40 mA

Qty. Description

- one digital input
- two potential-free fault signal relays with changeover contact, reporting "Fault", "Operation" or "Ready"
- RS-485 GENIbus connection
- interface for Grundfos CIM fieldbus module.

TPE 100-370/4 A-F-A-BQQE The terminal box holds terminals for these connections:

- pump start/stop input (potential-free contact)
- remote setpoint setting via analog signal, 0-10 V, 0(4)-20 mA
- 10 V voltage supply for setpoint potentiometer, I_{max} = 5 mA
- one analog sensor input, 0-10 V, 0(4)-20 mA
- 24 V voltage supply for sensor, I_{max} = 40 mA
- one digital input
- two potential-free fault signal relays with changeover contact, reporting "Fault", "Operation" or "Ready"
- cable for communication between the two power heads
- selector switch for alternating operation and standby operation
- RS-485 GENIbus connection
- interface for Grundfos CIU fieldbus module.

Technical data

Controls:

Frequency converter: Built-in

Liquid:

Pumped liquid: Water
 Liquid temperature range: -25 .. 120 °C
 Selected liquid temperature: 20 °C
 Density at selected liquid temperature: 998.2 kg/m³

Technical:

Pump speed on which pump data are based: 1465 rpm
 Rated flow: 164 m³/h
 Rated head: 29.3 m
 Actual impeller diameter: 320 mm
 Primary shaft seal: BQQE
 Curve tolerance: ISO9906:2012 3B

Materials:

Pump housing: Cast iron
 EN-JL1040
 ASTM A48-40 B
 Impeller: Cast iron
 EN-JL1030
 ASTM A48-30 B

Installation:

Range of ambient temperature: -20 .. 40 °C
 Maximum operating pressure: 16 bar
 Flange standard: DIN
 Pipe connection: DN 100
 Pressure rating: PN 16
 Port-to-port length: 670 mm
 Flange size for motor: FF300

Electrical data:

Motor type: 180MA
 IE Efficiency class: IE2
 Rated power - P2: 18.5 kW
 Mains frequency: 50 Hz

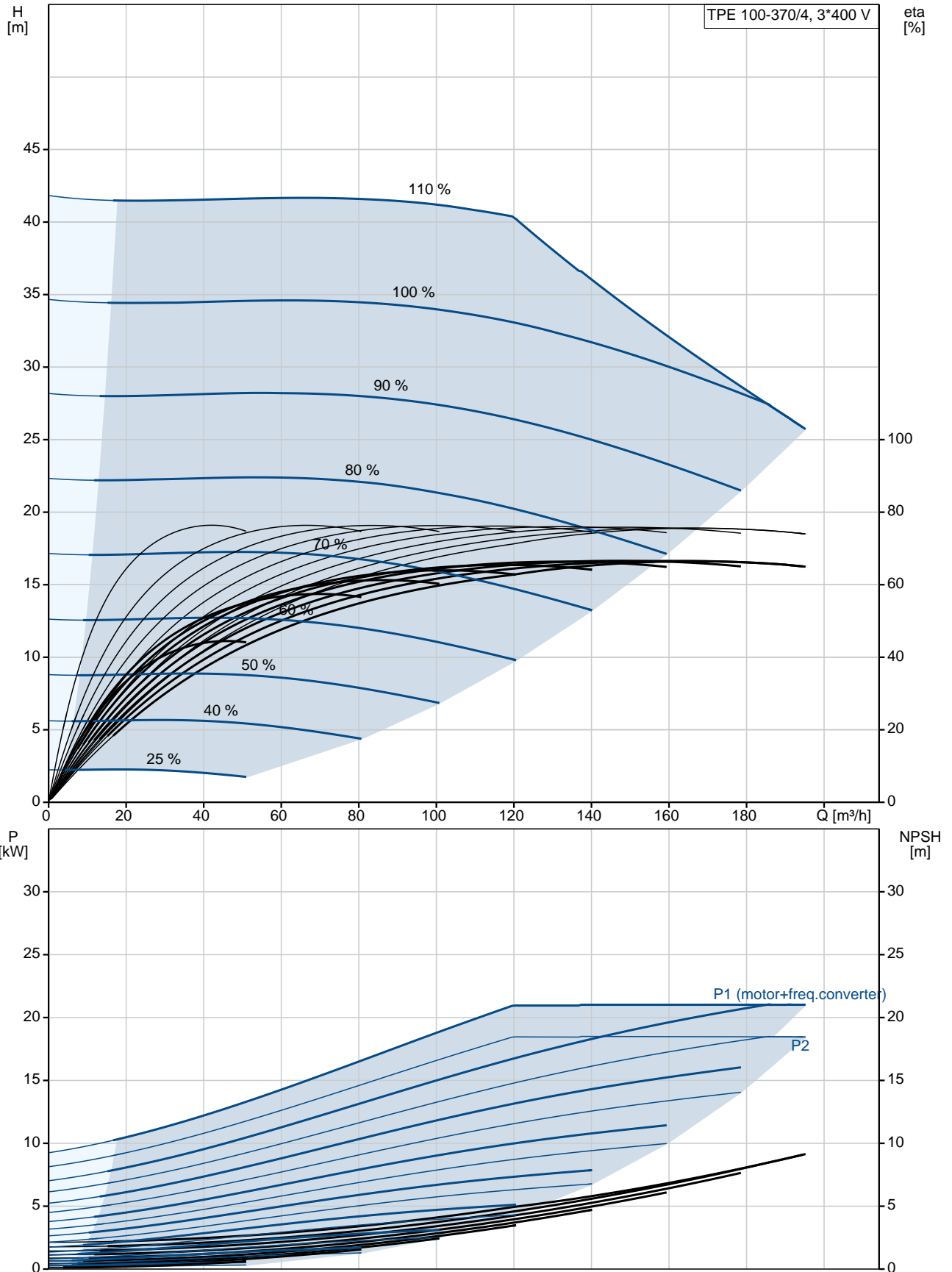
Qty.	Description
------	-------------

Rated voltage:	3 x 380-480 V
Rated current:	37.0-30.0 A
Cos phi - power factor:	0.91-0.88
Rated speed:	240-1750 rpm
Efficiency:	IE2 91,2%
Motor efficiency at full load:	91.2 %
Number of poles:	4
Enclosure class (IEC 34-5):	IP55
Insulation class (IEC 85):	F
Motor No:	86901002

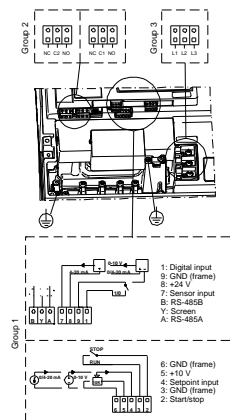
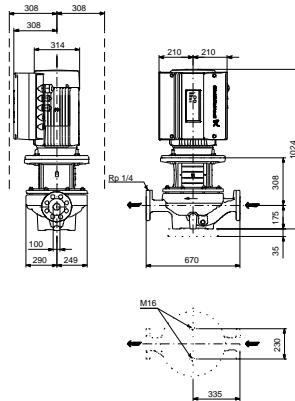
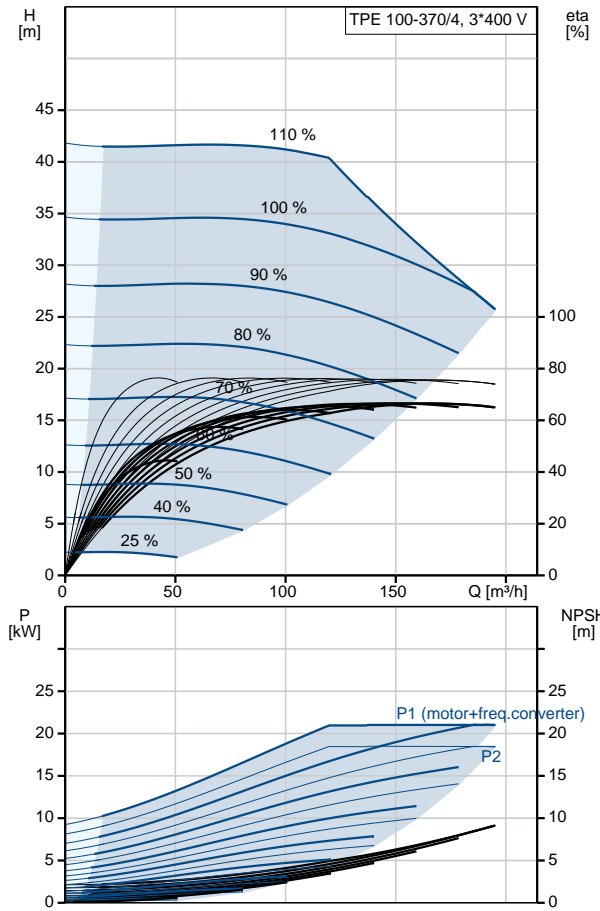
Others:

Minimum efficiency index, MEI $\eta_{\%}$:	0.69
ErP status:	EuP Standalone/Prod.
Net weight:	328 kg
Gross weight:	376 kg
Shipping volume:	1.14 m ³
Danish VVS No.:	382036370

96110405 TPE 100-370/4 A-F-A-BQQE 50 Hz



Description	Value
General information:	
Product name:	TPE 100-370/4 A-F-A-BQQE
Product No:	96110405
EAN number:	5700397025277 5700397025277
Technical:	
Pump speed on which pump data are based:	1465 rpm
Rated flow:	164 m³/h
Rated head:	29.3 m
Head max:	370 dm
Actual impeller diameter:	320 mm
Primary shaft seal:	BQQE
Curve tolerance:	ISO9906:2012 3B
Pump version:	A
Model:	A
Materials:	
Pump housing:	Cast iron EN-JL1040 ASTM A48-40 B
Impeller:	Cast iron EN-JL1030 ASTM A48-30 B
Material code:	A
Installation:	
Range of ambient temperature:	-20 .. 40 °C
Maximum operating pressure:	16 bar
Flange standard:	DIN
Pipe connection:	DN 100
Pressure rating:	PN 16
Port-to-port length:	670 mm
Flange size for motor:	FF300
Connect code:	F
Liquid:	
Pumped liquid:	Water
Liquid temperature range:	-25 .. 120 °C
Selected liquid temperature:	20 °C
Density at selected liquid temperature:	998.2 kg/m³
Electrical data:	
Motor type:	180MA
IE Efficiency class:	IE2
Rated power - P2:	18.5 kW
Mains frequency:	50 Hz
Rated voltage:	3 x 380-480 V
Rated current:	37.0-30.0 A
Cos phi - power factor:	0.91-0.88
Rated speed:	240-1750 rpm
Efficiency:	IE2 91,2%
Motor efficiency at full load:	91.2 %
Number of poles:	4
Enclosure class (IEC 34-5):	IP55
Insulation class (IEC 85):	F
Motor protec:	YES
Motor No:	86901002
Controls:	
Control panel:	Standard
Function Module:	PUMP I/O
Frequency converter:	Built-in





Company name:

Created by:

Phone:

Date:

20/08/2019

Description	Value
Others:	
Minimum efficiency index, MEI $\eta_{\%}$:	0.69
ErP status:	EuP Standalone/Prod.
Net weight:	328 kg
Gross weight:	376 kg
Shipping volume:	1.14 m ³
Config. file no:	95139411
Danish VVS No.:	382036370

96110405 TPE 100-370/4 A-F-A-BQQE 50 Hz

